




NorLense

SHELTER SOLUTIONS

Rapid and Easy set-up in the field
For Harsh and Demanding environments

www.norlense.com

Field Hospital, Bangladesh




NorLense SWIFT 6x8 Tents in Red Cross emergency field hospital (ERU).

The field hospital opened in October 2017 and the NorLense tents have been deployed for over one year and used as Operating Theatre and Wards.



Base Camp, Nigeria



NorLense SWIFT 6x8 Tents used as Office and Accommodation units in IHP Base Camp.

The base camp, located in Maiduguri, providing tented accommodation for 100 humanitarian workers from the UN and NGOs and other basic amenities to ensure a productive living and working environment.

Deployed in December 2016 .

Base Camp, Nepal



NorLense SWIFT 6x8 Tents used as Office and Accommodation units in IHP Base Camp during the response and recovery work for the earthquake in Nepal 2015.



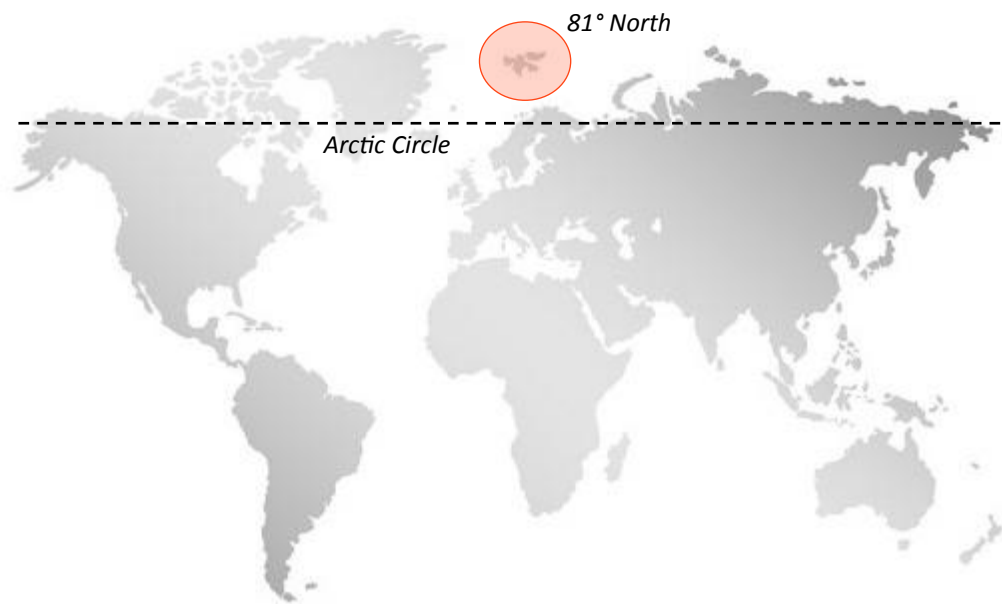
Command Post, Norway



NorLense SWIFT 5x6 & 5x5 4-way connector
Tents used as command post by civil defence in
Norway.

www.norlense.com

Base Camp, Svalbard



NorLense SWIFT 5x6 & 5x8 Tents used as Base Camp at Svalbard, located in the Arctic Ocean above the Arctic Circle.

Field Hospital, Singapore



Field Hospital, Chile



NorLense SWIFT 5x8 Tents used as Field Hospital in Chile by the Chilean Armed Forces.



Accommodation Camp, Denmark



NorLense SWIFT 5x6 Tents used for accommodation of migrants in Denmark during a one year period, 2015 to 2016.

Field Hospital, Norway



NorLense SWIFT Tents are continuously in use by the Norwegian Armed Forces since 2007 on training and missions inside Norway and abroad.

Dinning Hall and Field Kitchen, Norway



Field Hospital, Macedonia



NATO Accommodation Camp, Norway



SWIFT TENT SYSTEM



The NorLense SWIFT Tents is a rapid and modular system designed to meet the tough demands of high mobility and comfort in all type of climates. Developed in close cooperation with military and emergency organisation and is in daily use in numerous of operations worldwide.

The SWIFT Tents are a complete One-Piece solution with no loose parts, integrated floor and complete High-Pressure Inflatable Air Beam Structure - working pressure 6-8 bar.

All SWIFT Tents is delivered as a standard with integrated floor, 3-layer windows, attachment/hanging points for lighting and cable distribution, connections for HVAC Systems.


High-Pressure inflatable structure contributes to rapid and easy set-up/take down for the users in the field and decreasing the risk of operations errors with missing or broken parts.

HIGH MODULARITY & FLEXIBILITY

The SWIFT Tent Units can be interconnected in a various of configurations to create a complete infrastructure. Allows for connections in all directions of the tent (end & long side), container & vehicle connections.

EXTREME VERSATILITY

The SWIFT Tents are made of waterproof, fire & UV resistance material that can operate in temperatures from -45°C to +70°C. The High-Pressure structure is not affected by temperature changes and can handle heavy wind and snow load.



KEY FEATURES

- Rapid Deployment & Easy operation
- Minimum number of mancraft
- Deployment on any surface
- One-piece solution (no loose parts)
- 100% Mobile
- Modular & Multifunctional
- No need for constant air supply
- Low weight & low transport volume
- For all weather climates and harsh conditions
- Not affected by temperature changes
- Minimum maintenance and service
- Low life cycle cost and long service time in use



Tent Model	Area	Width	Lenght	Height	Weight*
SWIFT 3X2.5	7.5 sqm	3 m	2.5 m	2.1 m	46 kg
SWIFT 4X4	16 sqm	4 m	4 m	2.4 m	70 kg
SWIFT 5X4	20 sqm	5 m	4 m	2.5 m	95 kg
SWIFT 5X6	30 sqm		6 m	2.5 m	135 kg
SWIFT 5X8	40 sqm		8 m	2.5 m	180 kg
SWIFT 5x10	50 sqm		10 m	2.5 m	214 kg
SWIFT 6X6	36 sqm	6 m	6 m	3 m	170 kg
SWIFT 6X8	48 sqm		8 m	3 m	228 kg
SWIFT 6x10	60 sqm		10 m	3 m	285 kg
SWIFT 5x5 Connector Tent	25 sqm	5 m	5 m	2.5 m	145 kg
SWIFT 6x6 Connector Tent	36 sqm	6 m	6 m	3 m	165 kg
Tent mateial and floor fabric:	Double sided PVC Coated Polyester fabric , Waterproof, UV-Resistant and Fire retardant Weight of fabric: 535g/m ² to 800g/m ² Optional: IR & Blockout membrance. Standard Tent colors: White, Nato Green, Sand/Tan. <i>Other tent colors upon request.</i>				
Standrad Configuration:	Removable gable-walls**, Integrated PVC-Flooring, 3-layer windows, attachment/hanging points for lighting and cable distribution, ventilation openings and HVAC ducts. Optional: Number of doors, windows & HVAC ducts				

*Approx. Tent weight. +/- depending of weight of fabric and configuration of tent.

** Removable gable-walls not available for SWIFT 3X2.5 & SWIFT 4X4



www.norlense.com

shelter@norlense.com | +47 76 11 81 80

Products developed and produced in E.U

Quality certificate ISO 9001:2015 and environmental certificate ISO 14001:2015.

© NorLense AS, Fiskebøl, 8317 Strønstad, Norway