



BIKE



TRACK®

MADE IN THE USA

Modular Plastic Flooring

for Expeditionary Applications

phone: +1 802-457-3275

email: info@biketrack.com

www.biketrack.com

Benefits:

Fast Install and Strike: self-aligning connection channels require no tools. Average set up time ranges from 14 to 28 square feet (1.3 to 2.6 square meters) per minute per person.

No Maintenance: sheets align, interlock and stack neatly on reusable pallets. Weather-proof and easily cleaned, palletized sheets can be stored anywhere.

Versatile: easily configurable to a wide variety of layouts. Use inside or underneath tents (with or without fabric flooring) to create a platform to enable faster setup, protect shelters from damage, and keep them clean.

Durable: supports vehicles, UV resistant, rot-proof, impervious to most chemicals, useable in any temperature or weather. All products warranted for 5 years, although customers routinely enjoy 15+ years of sustained field use.

Safe and Environmentally Friendly: products designed for use where protection of grass/turf field is important. All sheets include drainage holes, are anti-static treated, slip-resistant, and 100% recyclable.

Uses:

Operations centers

Field maintenance facilities

UAV shelters

Mobile command posts

Base camps

Sleep tents/living areas

Field hospitals


Temporary shelters

Platform storage areas

Alternative flooring for permanent facilities

Special events

Trade shows



1" Flooring Specifications

Description: Bike Track 1" Flooring is commonly used where lift and load capabilities are limited – each sheet covers the same area as our 2" Flooring but stores and ships in half the cubic displacement. Includes optional-use stainless-steel locking pin system for increased platform stability.

NSN: 5680-01-543-5495

Material: High-Density Polyethylene (HDPE)

Dimensions: (1 sheet):

4 ft x 3.5 ft (1.22 m x 1.07 m)


Weight: (1 sheet): 27 lb (12.2 kg)

Load capacity: (static load, solid subsurface):

US: 80,000 lb/ft²

Metric: 390,595 kg/m²

Sheets per custom pallet: 64



2" Flooring Specifications

Description: Bike Track 2" Flooring is commonly used when conditions require additional height to raise the shelters off the ground and in-floor cable management is not necessary.

NSN: 5680-01-553-8740

Material: High-Density Polyethylene (HDPE)

Dimensions: (1 sheet):

4 ft x 3.5 ft (1.22 m x 1.07 m)


Weight: (1 sheet): 34 lb (15.4 kg)

Load capacity: (static load, solid subsurface):

US: 47,500 lb/ft²

Metric: 231,915 kg/m²

Sheets per custom pallet: 32



2" ICM Specifications

Description: Bike Track 2" ICM Flooring allows for in-floor installation of cables and wires through top-access cable channels. Each flooring sheet has 2 double-channels running length-wise and 1 width-wise, as well as 12 access points. Channel covers snap into place and are interchangeable.

NSN: 5680-01-553-8745

Material: High-Density Polyethylene (HDPE)

Dimensions: (1 sheet):

4 ft x 3.5 ft (1.22 m x 1.07 m)

Weight: (1 sheet): 40 lb (18.1 kg)

Load capacity: (static load, solid subsurface):

US: 47,500 lb/ft²

Metric: 231,915 kg/m²

Sheets per custom pallet: 32



SBA HUB-Zone Certified

Contact Bike Track*:

P.O. Box 235
Woodstock VT 05091

CONUS: 888-663-8537
OCNUS: +1 802-457-3275
fax: 888-340-4593

email: info@biketrack.com

Or visit our website
www.biketrack.com

